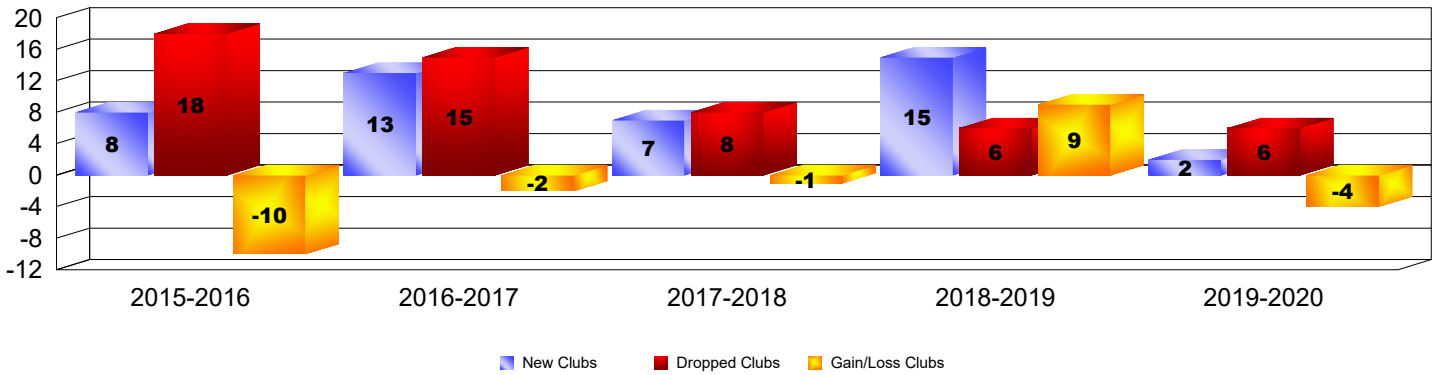


Multiple District LA

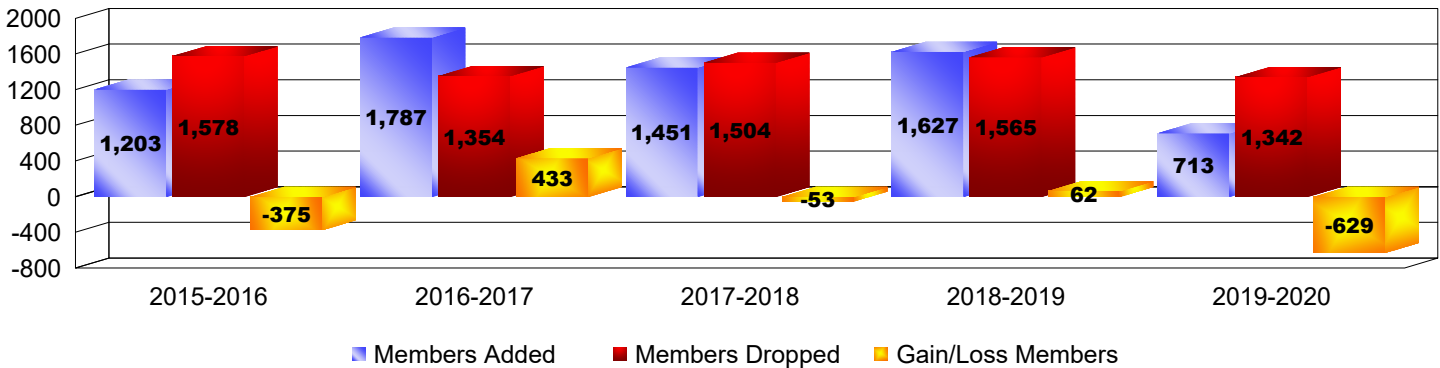
As of June 2020 Cumulative

Year	New Clubs	Dropped Clubs	Gain/Loss Clubs	New Members	Charter Members	Reinstate Members	Transfer Members	Total Member Added	Total Members Dropped	Gain/Loss Members
2015-2016	8	18	-10	853	215	110	25	1,203	1,578	-375
2016-2017	13	15	-2	1,200	375	181	31	1,787	1,354	433
2017-2018	7	8	-1	1,071	216	134	30	1,451	1,504	-53
2018-2019	15	6	9	917	502	177	31	1,627	1,565	62
2019-2020	2	6	-4	513	95	63	42	713	1,342	-629
Average	9	11	-2	911	281	133	32	1,356	1,469	-112


Clubs



Members



Membership Composition June 2020 Cumulative



Gender Comparison June 2020 Cumulative

